

DRASH[®]

THE WARFIGHTER'S CHOICE



TRAILERS

- MODULAR
- RAPIDLY DEPLOYABLE
- MOBILE
- RUGGED
- RELIABLE
- VERSATILE



TRAILERS

The Deployable Rapid Assembly Shelter (DRASH) Utility Support Transport (UST) Trailer is an integrated support system designed to provide mobility, power, and/or environmental control to DRASH shelters. Designed to operate in all terrain acceptable for military vehicles and to track behind military vehicles, DRASH UST Trailers conform to established “safe to transport” criteria by the Military Transport Management Command (MTMC) as suitable for “secondary and unimproved roads” and sealift transportability. Many trailers are also certified for air transport aboard select military aircraft.

Select Trailer models use Intelligent Power Technology™ (IPT), a digital smart system that allows for increased efficiency.

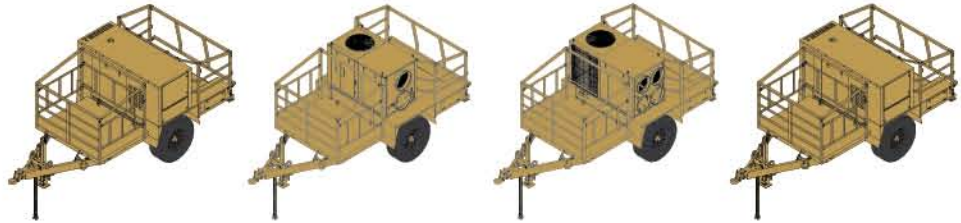
Some UST Trailer models include Genset outputs ranging from 5 kW to 33 kW and/or 5 ton, 8 ton or 12 ton environmental control units (ECUs). Those models with ECUs include one or two supply ducts and one or two return air ducts per unit, which are designed to attach to any soft-walled shelter at designated ports, providing a light-tight, weather-tight air seal. Select models of DRASH UST Trailers also include a 5, 16, 20, 26 or 45 gallon fuel tank and the capability to take fuel from any external fuel source.

DRASH UST Trailers have been formally tested at the Aberdeen Test Center (ATC) in Maryland and the Nevada Automotive Testing Center (NATC) to meet all U.S. Military standards for UST trailers.


DRASH UST TRAILERS AT A GLANCE

	Generator	ECU	Cargo
HMCT			•
HP-2C/8E		•	•
HP-2C/5E		•	•
HP-2C/33	•		•
HP-2C/18	•		•
HP-2C/185	•	•	•
HP-2C/188	•	•	•
HP-2C/288 IPT	•	•	•
HP-2C/338	•	•	•
HP-4G/18 IPT	•		•
HP-4G/33 IPT	•		•
HP-4/188	•	•	•
HP-4/338	•	•	•
HP-4/3312	•	•	•
HP-6G/18 IPT	•		•
HP-J4	•		•
HP-8	•	•	•


UST TRAILERS




		HP-2C/18	HP-2C/5E	HP-2C/8E	HP-2C/33	
NSNs	Green	Pending	Pending	8340-01-514-0586	8340-01-459-4361	
	Tan	Pending	Pending	Pending	Pending	
FEATURES	Genset Output	kW	18	N/A	33	
	Fuel Tank Capacity	Gal / l	16 / 60.6	5 / 18.9	5 / 18.9	26 / 98.4
	ECU Output	ton	N/A	5	8	N/A
	Cargo Volume	cu.f. / cu.m.	145 / 4.1	145 / 4.1	145 / 4.1	145 / 4.1
DIMENSIONS	Length	in. / m.	194 / 4.9	194 / 4.9	194 / 4.9	194 / 4.9
	Width	in. / m.	86 / 2.2	86 / 2.2	86 / 2.2	86 / 2.2
	Height	in. / m.	78 / 2.0	81 / 2.1	81 / 2.1	78 / 2.0
WEIGHTS	Tare	lbs. / kg.	2,862 / 1,298	2,173 / 986	2,382 / 1,081	3,362 / 1,525
	Gross	lbs. / kg.	4,200 / 1,905	4,200 / 1,905	4,200 / 1,905	4,200 / 1,905
	Tongue	lbs. / kg.	260 / 118	240 / 109	250 / 113	280 / 127



		HP-2C/185	HP-2C/188	HP-2C/288 IPT	HP-2C/338	
NSNs	Green	Pending	8340-01-459-4366	Pending	8340-01-513-9267	
	Tan	Pending	8340-01-499-1803	Pending	8340-01-514-0578	
FEATURES	Genset Output	kW	18	28	33	
	Fuel Tank Capacity	Gal / l	16 / 60.6	16 / 60.6	20 / 75.7	26 / 98.4
	ECU Output	ton	5	8	8	8
	Cargo Volume	cu.f. / cu.m.	77 / 2.2	77 / 2.2	58 / 1.6	58 / 1.6
DIMENSIONS	Length	in. / m.	194 / 4.9	194 / 4.9	177 / 4.5	177 / 4.5
	Width	in. / m.	86 / 2.2	86 / 2.2	86 / 2.2	86 / 2.2
	Height	in. / m.	78 / 2.0	78 / 2.0	78 / 2.0	78 / 2.0
WEIGHTS	Tare	lbs. / kg.	3,340 / 1,515	3,549 / 1,610	3,895 / 1,767	Pending
	Gross	lbs. / kg.	4,200 / 1,905	4,200 / 1,905	4,200 / 1,905	4,200 / 1,905
	Tongue	lbs. / kg.	243 / 110	379 / 172	283 / 128	344 / 156



		HP-4G/18 IPT	HP-4G/33 IPT	HP-4/188	HP-4/338	
NSNs	Green	8340-01-504-2616	8340-01-504-2613	8340-01-459-4352	8340-01-514-0577	
	Tan	8340-01-504-2617	8340-01-504-2614	Pending	Pending	
FEATURES	Genset Output	kW	18 (x2)	33 (x2)	18	33
	Fuel Tank Capacity	Gal / l	16 / 60.6 (x2)	26 / 98.4 (x2)	16 / 60.6	26 / 98.4
	ECU Output	ton	N/A	N/A	8	8
	Cargo Volume	cu.f. / cu.m.	79 / 2.2	79 / 2.2	140 / 4.0	140 / 4.0
DIMENSIONS	Length	in. / m.	204 / 5.2	204 / 5.2	228 / 5.8	228 / 5.8
	Width	in. / m.	86 / 2.2	86 / 2.2	86 / 2.2	86 / 2.2
	Height	in. / m.	78 / 2.0	78 / 2.0	78 / 2.0	78 / 2.0
WEIGHTS	Tare	lbs. / kg.	4,719 / 2,141	Pending	Pending	4,737 / 2,149
	Gross	lbs. / kg.	6,500 / 2,948	6,500 / 2,948	6,500 / 2,948	6,500 / 2,948
	Tongue	lbs. / kg.	575 / 261	Pending	Pending	302 / 137



		HP-4/3312	HP-6G/18 IPT	HP-J4	HP-8	
NSNs	Green	Pending	Pending	8340-01-533-1695	Pending	
	Tan	Pending	Pending	8340-01-533-1656	Pending	
FEATURES	Genset Output	kW	33	18 (x2)	5	33
	Fuel Tank Capacity	Gal / l	26 / 98.4	16 / 60.6 (x2)	N/A	45 / 170.3
	ECU Output	ton	12	N/A	N/A	12
	Cargo Volume	cu.f. / cu.m.	140 / 4.0	145.5 / 4.1	270 / 7.7	319 / 9
DIMENSIONS	Length	in. / m.	228 / 5.8	253.5 / 6.4	209 / 5.3	312.5 / 7.9
	Width	in. / m.	86 / 2.2	96 / 2.4	91.5 / 2.3	96.8 / 2.5
	Height	in. / m.	78 / 2.0	87 / 2.2	80 / 2.0	91 / 2.3
WEIGHTS	Tare	lbs. / kg.	5,292 / 2,400	8,235 / 3,735	2,588 / 1,174	8,071 / 3,661
	Gross	lbs. / kg.	6,500 / 2,948	12,000 / 5,443	6,000 / 2,722	12,000 / 5,443
	Tongue	lbs. / kg.	792 / 359	565 / 256	758 / 344	1,080 / 490




HMCT		
NSNs	Green	8340-01-513-9687
	Tan	8340-01-513-9692
FEATURES	Genset Output	kW N/A
	Fuel Tank Capacity	Gal / l N/A
	ECU Output	ton N/A
	Cargo Volume	cu.f. / cu.m. 145 / 4.1
DIMENSIONS	Length	in. / m. 194 / 4.9
	Width	in. / m. 86 / 2.2
	Height	in. / m. 78 / 2.0
WEIGHTS	Tare	lbs. / kg. 1,568 / 711
	Gross	lbs. / kg. 4,200 / 1,905
	Tongue	lbs. / kg. 420 / 191

SKID MOUNTED ECU

NSNs: Pending [5 Ton], 8340-01-513-9655 (Green); 8340-01-514-0798 (Tan) [8 Ton]; Pending [12 Ton]

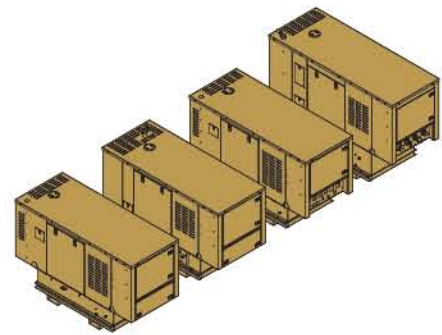
Skid includes 5 gallon fuel tank for Webasto Heater.



	3.5 Ton	5 Ton	8 Ton	12 Ton
Ducts (supply/return)	2	2	4	3 or 4
Cooling Capacity (BTU/hr)	42,000	60,000	96,000	144,000
Heating Capacity (BTU/hr)	42,000	61,000	92,420	165,000
Length [in. / m.]	48 / 1.2	66 / 1.7	71 / 1.8	83 / 2.1
Width [in. / m.]	35 / .9	34 / .9	34 / .9	45 / 1.1
Height [in. / m.]	45 / 1.1	52 / 1.3	52 / 1.3	61 / 1.5
Weight [lbs. / kg.]	398 / 180.6	750 / 340.2	950 / 430.9	1,490 / 675.9

SKID MOUNTED GENSET POWER OUTPUT: 208V / 3 PHASE / 60 HZ

NSNs: Pending



	18 kW	28 kW	33 kW Std.	33 kW Large
Fuel Capacity [Gal. / l.]	16 / 60.6	20 / 75.7	26 / 98.4	45 / 170.3
Control*	Analog/Digital	Digital	Analog/Digital	Analog/Digital
Length [in. / m.]	85 / 2.2	85 / 2.2	85 / 2.2	90 / 2.3
Width [in. / m.]	35 / .9	35 / .9	35 / .9	35 / .9
Height [in. / m.]	57 / 1.4	57 / 1.4	57 / 1.4	62 / 1.6
Weight [lbs. / kg.]	1,475 / 669	1,775 / 805.1	1,925 / 873.2	1,975 / 895.8

* Digital Unit features: Load Share, Load Shed, and Anti-wet Stacking.