

# J SERIES

The DRASH J Series Shelter is the largest of DRASH shelters, offering **1,250 square feet (116 square meters) of usable space.**

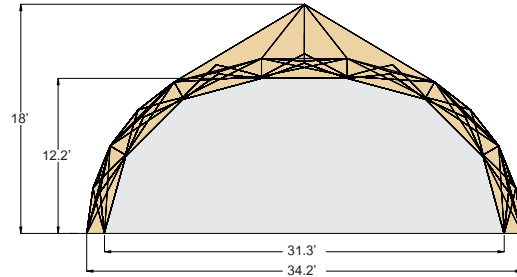
The J can be transported using the DRASH HP-J4 Utility Support Trailer (UST), which offers 270.7 cu. ft. of storage space and a 5kW genset. The shelter can also be transported on the HP-8 UST Trailer or using another kind of specially-designed container.

Despite its size, the J Series Shelter is easy to set up. The total deployment time for the J Shelter from when the shelter leaves the trailer bed to full set up is under 40 minutes and is achieved with

the assistance of a low-pressure air blower and bladder that comes with the J System.

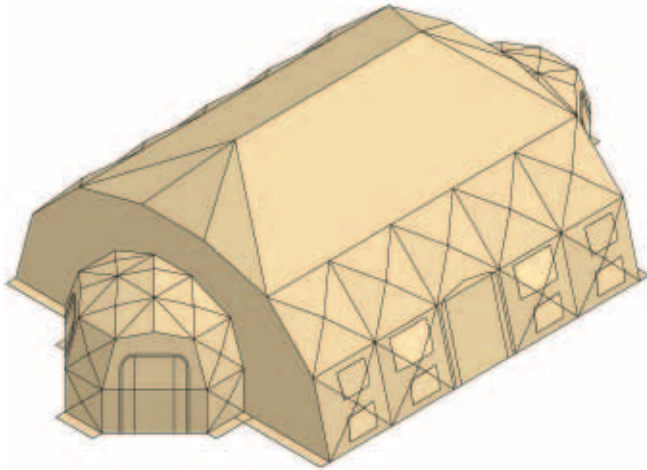
### Included Components:

- Titanite® Frame with Dual Pre-Attached Covers and Fabric Flooring
- J Transport and Storage Trailer with 6kW Genset or hydraulic container to fit 463L pallet (6kW Genset for blower optional with hydraulic container)
- Bladder and Blower with Duct
- Ladder and Sledge Hammer
- Two 1XBTJ Vestibule Entranceways
- Screen Windows and Vinyl Window Set
- Face Plate, T-Plate and Plenum
- Lights and Electrical Wiring Set
- Ground Stakes and Low and High Wind Lines
- End Wall Support Kit
- Field Repair Kit





# J SERIES



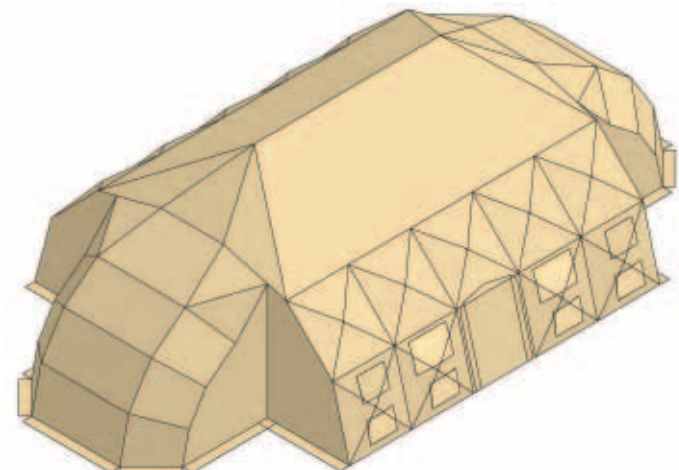
## J Shelter System

(J Shelter on HP-J4)

Part Number: JA201440 (Green), JA201460 (Tan)

NSNs: 8340-01-487-6254 (Green) 8340-01-487-6271 (Tan)

The interior of the J Shelter System measures 51.4 feet long (15.7 meters) by 31.3 feet wide (9.5 meters) and provides a total of 1,250 square feet (116 square meters) of usable space. The interior height measures 13.8 feet (4.2 meters). It includes two 1XBTJ Vestibule Entranceways or End Caps.



## J Maintenance Shelter System

Part Number: JA209998 (Green), JA208887 (Tan)

NSNs: Pending

The interior of the J Maintenance Shelter System measures 58.9 feet long (17.9 meters) by 31.3 feet wide (9.5 meters) and provides a total of 1,323 square feet (122.9 square meters) of usable space. The interior height measures 13.8 feet (4.2 meters). \*Maintenance Doors can also be sold separately.

### J Shelter

Usable Area	sq. ft.	1,055
	sq. m.	98
Total Weight	lb.	1,600
	kg.	726
Packed Dimensions	in.	53 x 56 x 94
	cm.	135 x 142 x 239
Packed Volume	cu. ft.	300
	cu. m.	8.5

### 1XBTJ End Cap

Below numbers reflect one end cap. Two per shelter.

Usable Area	sq. ft.	97.7
	sq. m.	9
Total Weight	lb.	216
	kg.	97.8
Packed Dimensions	in.	52 x 33 x 22
	cm.	132 x 86 x 61
Packed Volume	cu. ft.	21.9
	cu. m.	0.6

### J Shelter

Usable Area	sq. ft.	1,055
	sq. m.	98
Total Weight	lb.	1,600
	kg.	726
Packed Dimensions	in.	53 x 56 x 94
	cm.	135 x 142 x 239
Packed Volume	cu. ft.	300
	cu. m.	8.5

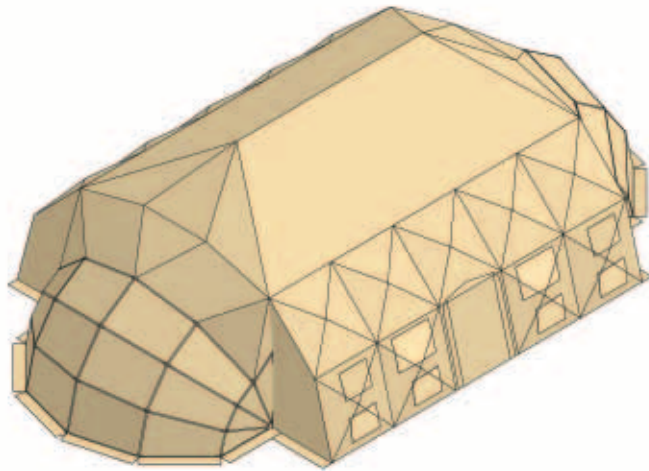
### Maintenance Door

Below numbers reflect one door. Two per shelter.

Usable Area	sq. ft.	184
	sq. m.	17.1
Total Weight	lb.	292
	kg.	132.5
Width	ft.	16
	m.	4.9
Height	ft.	12
	m.	3.7

# TRANSPORT THE J SHELTER

Depending on the available mode of transportation, the J Shelter is offered with either a container to fit a 453L Pallet or with a manually-tilting J Transport Trailer that allows the shelter to be pushed in place over its inflatable air bladder. The J Shelter can also be combined with an HP-8 UST Trailer to allow for a complete power, environmental control and mobility package that ensures optimum operations even in extreme weather conditions.



## J UAV Maintenance Door

The J UAV Maintenance Door enables UAVs access to the J Maintenance Shelter for downloading data, repairs or for storage purposes. Easily affixed to the end caps of any J Series Shelter, the J UAV Maintenance Door is a clam shell retractable entry point that is the perfect complement to your J Shelter for all your larger UAV needs.

## UAV Maintenance Door

Usable Area	sq. ft.	240
	sq. m.	22.3
Total Weight	lb.	295
	kg.	133.8
Width	ft.	20.8
	m.	6.3
Height	ft.	11.5
	m.	3.5



HP- 8



HP- J4



J Container