

# C SERIES

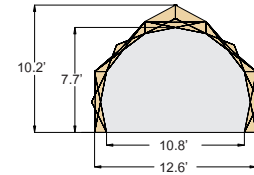
DRASH C Series Shelters have an **interior width of 11 feet (3.5 meters)** and an **interior height of 7.7 feet (2.3 meters)**, and come in three model sizes in four basic variants, **providing from 109 to 272 square feet (10.1 – 25.2 sq. m.) of usable space** depending on the model and the variant.

Its quick setup/strike design allows it to be set up or taken down by as few as two to four personnel in under 15 minutes. The shelter is simply offloaded and positioned, lifted and spread, then pushed up and secured. A power port, duct port and optional stove pipe port make the shelter usable in all climates and weather conditions.

C Series Shelters pack down to less than 2 percent of deployed size for easy transport.

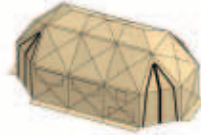
## Included Components:

- Complete Shelter
- Integrated Flooring
- Steel Stake Set
- Repair Kit
- Push Poles
- Transport Bag


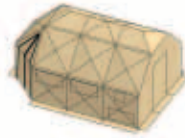






# C SERIES





			2C	3C	4C
Part Numbers	Green		1010046	1010571	1010575
	Tan		1010047	1010572	1010576
NSNs	Green		Pending	Pending	Pending
	Tan		Pending	Pending	Pending
Length	Interior	ft.	16.5	21.1	25.6
		m.	4.9	6.4	7.8
	Exterior	ft.	18.1	22.9	27.4
		m.	5.5	6.9	8.4
Usable Area	sq. ft.		164	218	272
	sq. m.		15.2	20.3	25.3
Total Weight	lbs.		251	305	352
	kg.		114	138	160
Packed Dimensions	in.		64 x 28 x 30	64 x 33 x 31	64 x 35 x 32
	cm.		163 x 71 x 76	163 x 84 x 79	163 x 89 x 81
Packed Volume	cu. ft.		31.1	37.9	41.5
	cu. m.		0.9	1.1	1.2



			2CT	3CT	4CT
Part Numbers	Green		1010569	1010573	1010577
	Tan		1010570	1010574	1010578
NSNs	Green		Pending	Pending	Pending
	Tan		Pending	Pending	Pending
Length	Interior	ft.	13.1	17.9	22.2
		m.	3.9	5.3	6.8
	Exterior	ft.	13.9	18.7	23.1
		m.	4.2	5.6	7.0
Usable Area	sq. ft.		136	190	244
	sq. m.		12.6	17.7	22.7
Total Weight	lbs.		221	275	322
	kg.		100	125	146
Packed Dimensions	in.		64 x 27 x 29	64 x 31 x 30	64 x 33 x 31
	cm.		163 x 69 x 74	163 x 79 x 76	163 x 84 x 79
Packed Volume	cu. ft.		29	34.4	37.9
	cu. m.		0.8	1.0	1.1



			2CI	3CI	4CI
Part Numbers	Green		1010897	1010899	1010901
	Tan		1010898	1010900	1010902
NSNs	Green		Pending	Pending	Pending
	Tan		Pending	Pending	Pending
Length	Interior	ft.	9.7	14.6	19.4
		m.	3.0	4.3	5.9
	Exterior	ft.	9.7	14.6	19.4
		m.	3.0	4.3	5.9
Usable Area	sq. ft.		109	161	214
	sq. m.		10.1	15.0	19.9
Total Weight	lbs.		175	230	277
	kg.		79.4	104	126
Packed Dimensions	in.		62 x 21 x 28	64 x 29 x 28	64 x 31 x 28
	cm.		156 x 54 x 71	163 x 74 x 71	163 x 79 x 71
Packed Volume	cu. ft.		20.9	30.1	32.2
	cu. m.		0.6	0.9	0.9



			Small Command Post 2	Small Command Post 3	Small Command Post 4
Part Numbers	Green		SH202-0001G	1010889	1010891
	Tan		SH202-0001T	1010890	1010892
NSNs	Green		Pending	Pending	Pending
	Tan		Pending	Pending	Pending
Length	Interior	ft.	9.7	14.6	19.4
		m.	3.0	4.3	5.9
	Exterior	ft.	9.7	14.6	19.4
		m.	3.0	4.3	5.9
Usable Area	sq. ft.		109	161	214
	sq. m.		10.1	15.0	19.9
Total Weight	lbs.		215	275	335
	kg.		97.5	124.7	152
Packed Dimensions	in.		62 x 21 x 28	64 x 29 x 28	64 x 31 x 28
	cm.		156 x 54 x 71	163 x 74 x 71	163 x 79 x 71
Packed Volume	cu. ft.		20.9	30.1	32.2
	cu. m.		0.6	0.9	0.9